















Catálogo de Portarulemanes de Embrague

AUTOPIEZAS





Artículo	Marca	Aplicación	Foto
REFORMA M.B.	RM AUTOP	MERCEDES BENZ REFORMA C/COLLAR.	
03-001	RM AUTOP	BEDFORD,CHEVROLET 350,PORTARULEMAN.	
03-002	RM AUTOP	RASTROJERO, PORTARULEMAN.	
03-003	RM AUTOP	DODGE, D-100, D-400, PORTARULEMAN ALTO (ALTURA 64 mm).	
03-004	RM AUTOP	DODGE, MOTOR PERKINS, PORTARULEMAN BAJO (ALTURA 60 mm).	
03-005	RM AUTOP	CITROEN 3 CV, PORTARULEMAN.	
03-006	RM AUTOP	VALIANT, PORTARULEMAN.	

03-008	RM AUTOP	DEUTZ, CAJA 5005, PORTARULEMAN.	
03-010	RM AUTOP	FIAT 600, PORTARULEMAN.	
03-011	RM AUTOP	FIAT 1100, PORTARULEMAN.	
03-012	RM AUTOP	FIAT 1500, PORTARULEMAN.	
03-013	RM AUTOP	FIAT,619 N1/697, PORTARULEMAN (7511727).	
03-018	RM AUTOP	FORD F-100/F-350, PORTARULEMAN (35x50x42).	
03-019	RM AUTOP	FORD,F-100/ F-350, PORTARULEMAN (45x50x51.5mm).	
03-020	RM AUTOP	FORD F-100/ F-600, PORTARULEMAN (44.4x52.5x54.5mm).	

03-021	RM AUTOP	FORD F-100, CAJA SINCRONIZADA, PORTARULEMAN (35x52.2x42mm).	 
03-022	RM AUTOP	FORD F-100 ECONO, PORTARULEMAN (EXT.42 mm/ INT.36.4 mm).	 
03-023	RM AUTOP	FORD FALCON 60/62, PORTARULEMAN (EXT.38 mm/ INT .33.2 mm).	 
03-024	RM AUTOP	FORD FALCON 63/69, PORTARULEMAN (EXT .41.4 mm/ INT .33.2 mm).	 
03-025	RM AUTOP	FORD FALCON 7 BANCADAS, PORTARULEMAN (EXT 41.4 mm/INT .36.4 mm).	 
03-026	RM AUTOP	FORD FAIRLANE, 8 CILINDROS, PORTARULEMAN.	 
03-027	RM AUTOP	FORD V8 (35-52), PORTARULEMAN.	
03-028	RM AUTOP	FORD A, PORTARULEMAN.	 

03-030	RM AUTOP	GROSSPAL, PORTARULEMAN (EXT .52.5 mm/ INT .44.4 mm).	 A cylindrical metal component with a flange on one end and a central hole, shown from a top-down perspective.
03-040	RM AUTOP	IKA JEEP, PORTARULEMAN CON CHAPITA (ALTURA 74 mm).	 A metal component with a central hole and a small protrusion (chapita) on the side, shown from a side perspective.
03-041	RM AUTOP	WILLYS JEEP, PORTARULEMAN.	 A metal component with a central hole and a small protrusion on the side, shown from a side perspective.
03-042	RM AUTOP	TORINO MODELOS 68/71, PORTARULEMAN CON TORNILLO (ALTURA 71 mm).	 A metal component with a central hole and a small protrusion on the side, shown from a side perspective.
03-043	RM AUTOP	TORINO 72, 380W, JEEP T-80, PORTARULEMAN CON TORNILLO (ALTURA 80 mm).	 A metal component with a central hole and a small protrusion on the side, shown from a side perspective.
03-044	RM AUTOP	TORINO 72, PORTARULEMAN CON TORNILLO (ALTURA 79,6 mm).	
03-045	RM AUTOP	TORINO 74/75, 7 BANCADAS, PORTARULEMAN CON CHAPITA (ALTURA 79.8 mm).	 A metal component with a central hole and a small protrusion (chapita) on the side, shown from a side perspective.
03-050	RM AUTOP	MERCEDES BENZ 3500, PORTARULEMAN.	 A metal component with a central hole and a small protrusion on the side, shown from a side perspective.

<p>03-051</p>	<p>RM AUTOP</p>	<p>MERCEDES BENZ 1214, PORTARULEMAN.</p>	
<p>03-052</p>	<p>RM AUTOP</p>	<p>MERCEDES BENZ OH 1315/16, PORTARULEMAN.</p>	
<p>03-053</p>	<p>RM AUTOP</p>	<p>MERCEDES BENZ 3500, REFORMA CRAP.FORD (DIAM.52mm.)</p>	